

2020 version

From April 1

Keep for reference until a new version is available.

Minamiboso City
(Shirahama, Chikura, Maruyama, Wada)

●Enquiries●

- ◆ Chikura, Maruyama, Wada Residents
Chikura Cleaning Center
☎0470-44-1263
- ◆ Shirahama Residents
Shirahama Cleaning Center
☎0470-38-4560

Sorting and Disposing Garbage

- Sort your garbage and put it out on the morning of the day of collection.

Category		Types of garbage	How to put garbage out (Things to note)	
Accepted at garbage collection stations (Household garbage)	① Combustible garbage Kitchen waste, paper scraps, disposable diapers, shells, styrofoam, sneakers, leather shoes, etc.		Designated garbage bag	<ul style="list-style-type: none">Make sure that kitchen waste is properly drained of liquid.Remove excrement from disposable diapers before disposing of them.Please use cut grass and small branches as compost. If disposing of these as combustible garbage, put them into designated garbage bags (translucent) before disposing.Break styrofoam into small pieces before disposing.Absorb liquids such as cooking oil with paper or solidify them before disposing.
	② Empty cans Steel cans, aluminium cans, condiment cans, food cans, spray cans, etc.		Transparent or translucent bags	<ul style="list-style-type: none">Remove the contents, rinse and crush the can before disposing.Empty the gas from spray cans before disposing.
	③ Metals & small home appliances Cooking utensils, scissors, shavers, wires, umbrellas, hangers, batteries, small home appliances (rice cooker, kettle, microwave oven, vacuum cleaner, hair dryer, etc.)			<ul style="list-style-type: none">Broken glass is sharp and dangerous. Wrap them in paper, write the contents of the package up before disposing.Small home appliances (can be fit into a 45ℓ bag)Tie up the umbrella with a string before disposing.Remove all the gas from the lighter before putting it in a separate bag to dispose of.Put batteries in a separate bag before disposal.Belts with buckles, handbags with fasteners, bags. (Items with metal fixtures)* Items that do not fit into a 45ℓ bag are considered oversized garbage.
	④ Empty glass bottles Juice bottles, alcohol bottles, condiment bottles, food bottles, etc.			<ul style="list-style-type: none">Caps must be removed. Rinse it out before disposing.Dispose of make-up bottles as "⑤ Glass and ceramics".Bottles with the returnable mark (shochu or sake bottles, beer bottles, etc.) will be reused. Please return them to the shop.
	⑤ Glass and ceramics Glass cups, mugs, mirrors, bowls, plates, teapots, plant pots, fluorescent bulbs, light bulbs, thermometers, etc.			<ul style="list-style-type: none">Broken glass is sharp and dangerous. Wrap them in paper, write the contents of the package somewhere visible with a marker before putting it out.Put flourescent tubes in the paper box that the new one came in before putting them out.Remove the soil from plant pots before disposing.
	⑥ PET bottles Juice bottles, alcohol bottles, condiment bottles bottles, etc.			<ul style="list-style-type: none">Only containers with the mark are accepted.Remove the cap, rinse, and remove the label.Dispose of cooking oil bottles, make-up containers, medicine bottles, detergent bottles, shampoo bottles, etc. as "⑧ Other plastics".Dispose of caps as "⑦ Plastic containers and packaging"Caps are collected as part of the City's "PET bottle cap movement". (Collection boxes are available at the city hall, Asai Administrative Center, and each regional center.)
	⑦ Plastic containers and packaging Foam trays, bags, cups, tubes, etc.			<ul style="list-style-type: none">Wash food containers like food trays before putting them out.Remove caps from tubes etc., and wash them before putting them out.If the contents of tubes, etc. cannot be cleaned out or if they are badly soiled, put them out as "① Combustible garbage".Do not mix with PET bottles.
	⑧ Other plastics Buckets, boots, polyester water tanks, CDs, vinyl hose, video tapes, bottles, vinyl gloves, etc.			<ul style="list-style-type: none">Cut long vinyl hose to within 50cm before putting them out.Put soiled plastics out as "① Combustible garbage".Remove soil from planters before putting them out.* Items that do not fit into a 45ℓ bag are considered oversized garbage.
	⑨ Used paper and fabric Newspapers, magazines, cardboard boxes, paper cartons, old clothes, etc.		Stack and bundle up each type separately with a string tied in a crisscross.	<ul style="list-style-type: none">Sort by type.Advertisement flyers may be put out with newspapers.Paper cartons with silver linings should be disposed of as "① Combustible garbage".Dispose of badly soiled items, items with holes in them, scrap fabric, and bath mats as "① Combustible garbage".Used paper and fabric cannot be reused as resources if they get wet. Put them out on another collection day if it rains.
	⑩ Miscellaneous paper All paper other than newspapers, magazines, cardboard boxes, and paper cartons. Combustible garbage: paper that have been processed such as photocopy paper, thermal paper, and photographs, and paper with smells (e.g. soap or detergent boxes)		Fold, or place in a paper bag & tie up with string, or sandwich between magazines.	<ul style="list-style-type: none">Take paper of similar size and bundle them up with a string tied in a crisscross, or put them in a paper bag and tie up the bag with a string before putting them out. (Do not use sticky tape.) Or, sandwich them between the pages of a magazine before putting them out.Remove anything that is not paper, such as vinyl.Paper cannot be reused as a resource if it gets wet. Put them out on another collection day if it rains.Put soiled items, materials that do not dissolve in water, or items you cannot identify out as "Combustible garbage".Do not mix with newspapers and cardboard boxes.
Not accepted at collection	⑪ Oversized garbage Home appliances, bicycles, furniture, etc. <div>Items not accepted at garbage collection stations</div>		<div>① Bring them in to the cleaning centers directly (Weight-based fees apply) ② Apply for home collection (Fees apply depending on number of items)</div> <ul style="list-style-type: none">Please see "How to dispose of oversized garbage" for details.Televisions, refrigerators and freezers, washing machines, clothes dryers, air conditioners and computers will not be collected. See "Home appliances recycling" and "How to dispose of a computer" for details.Items that fit into 45ℓ garbage bags are not considered oversized garbage even if they are listed in the "List of oversized garbage". Please put them out at the collection stations.Make sure that you remove all batteries and fuel (oil).	
Please note	<ul style="list-style-type: none">◆ Tie up the garbage bag opening. Do not use sticky tape or string, but tie it up with a bag. (Make sure that the opening does not open up.)◆ The garbage collection station is managed by each district. Please keep the station clean.◆ Reduce the amount of garbage and recycle. Please sort your garbage.◆ Each household is limited to three 45ℓ garbage bags. * e.g. five 30ℓ bags◆ Put out your garbage by the designated time.◆ Garbage generated by businesses (shops, offices, self-employed persons, etc.) are not accepted at the cleaning centers.◆ Garbage that is not sorted will not be collected.			

Items considered as oversized garbage

Alphabetical order

- Items that fit into a 45ℓ garbage bag will not be considered oversized garbage even if they are on the following list. Sort the garbage before put them out on the day of collection.
- Please enquire about other large-sized garbage not on this list.

Item			One unit
A	Air purifier	1	
B	Baby carriage (Pram, stroller)	1	
	Barbeque stove	1 set	
	Beach parasol	1	
	Bed	1	
	Bicycle	1	
	Blanket	5 pieces	
	Book shelf	1	
	Box shelves	1	
	C	Cabinet	1
Carpet		1 piece	
Chair		1	
Chest (Storage, Japanese, Western, Tea)		1	
Child car seat		1	
Convection microwave oven		1	
Crockery shelf		1	
D		Desk	1
	Dish washer	1	
	Doll case	1	
	Dryer (Crockery, futon)	1	
	Exercise machines	1	
F	Fan heater	1	

Item		One unit
	Fishing pole	5 poles
	Floor cushion Zabuton	5 pieces
	Futon (Comforter, mattress)	3 pieces
G	Gas stove	1
	Golf clubs (Including the golf bag)	1 set
H	Heater	1
I	Ironing board	1
K	Keyboard (Musical instrument)	1
	Kotatsu (Including table top)	1 set
L	Ladder	1
	Laundry pole	3 poles
	Lawnmower	1
	Locker	1
	Luggage, suitcase, carry case	1
	M	Massage devices
Mattress		1
Mesh door		1 set
Microwave oven		1
Motorized bicycles		1
P		PC stand
	Pet house (Dog house, etc.)	1


Item		One unit
	Plush toy	1
	Portable air conditioner	1
S	Sewing machine	1
	Sideboard	1
	Sofa	1
	Stove table	1
T	Television stand	1
	Tricycle	1
U	Unicycle	1
V	Vanity table (Including 3-mirrored tables)	1
W	Walker for seniors	1
	Water heater	1
	Water tank (household use)	1
	Woven goza floor mat	3 pieces
Y	Yoshizu (Sudare)	1 piece

◆Make sure to remove all fuel and batteries from heaters, etc.

How to dispose of oversized garbage

Application and enquiries
Chikura, Maruyama, Wada district Chikura Cleaning Center ☎0470-44-1263
Shirahama district Shirahama Cleaning Center ☎0470-38-5460

Please choose between Home collection or Bring-in to the center



Oversized garbage collection voucher dealers

- City hall, Minamiboso City
- Asai Administrative Center, Minamiboso City
- Shirahama Regional Center, Minamiboso City
- Maruyama Regional Center, Minamiboso City
- Wada Regional Center, Minamiboso City
- Chikura Cleaning Center, Minamiboso City
- Shirahama Cleaning Center, Minamiboso City

Home collection

①	②	③	④
Call to make arrangements for collection. Confirm your name, address, telephone number, type of item, date of collection, and the number of collection vouchers required.	Please purchase the oversized garbage collection vouchers from stores carrying them. (576 yen per piece, tax inclusive) * If you will be present on the day of collection, you may purchase the collection voucher from the collector.	Affix the collection voucher on a prominent spot on the oversized garbage and dispose it on the appointed date and location. * Please affix one voucher per oversized garbage.	The collector will collect the item from each house. Garbage without the voucher affixed on them or without appointment will not be collected.

Bring-in to the center

Please refer to the "Items considered oversized" and "Things to note when bringing in garbage" before bring your garbage to the collection centers. A fee will be collected for bring-in garbage based weight as indicated in the "bring-in fee" list below.

✂ If you are moving out, etc. and have a lot of garbage, please bring them in to the clean center or arrange for an approved transport company to collect them.

Things to note when bringing in

- Please sort your garbage according to the categories before bringing it in.
- Please cover your garbage with a sheet when bringing it in to prevent it from being scattered around.
- Avoid letting garbage liquids drip out of your garbage when bringing it in.
- A weight-based fee will be collected. **(A fee will be collected based on the total weight in a day.)**
- **Fees apply from 0kg onwards**
- Cut branches, bamboo, etc. to within 50cm before bringing them in.
- You do not have to use the designated garbage bags when bringing your garbage in.
- You may be required to present your drivers' license.
- You will not be allowed to bring in unsorted garbage.

Bring-in Fee

General

- See list on the right.
- Up to 100kg
52 yen per 10kg
- More than 100kg
157 yen per 10kg

Business garbage

Garbage from shops, offices, etc.
157 yen per 10kg

Weight (kg)	Household garbage fee	Business garbage fee
up to 10	52 yen	157 yen
20	104 yen	314 yen
30	156 yen	471 yen
40	208 yen	628 yen
50	260 yen	785 yen
60	312 yen	942 yen
70	364 yen	1099 yen
80	416 yen	1256 yen
90	468 yen	1413 yen
100	520 yen	1570 yen
110	677 yen	1727 yen
120	834 yen	1884 yen
130	991 yen	2041 yen
140	1148 yen	2198 yen
150	1305 yen	2355 yen

Bring-in time

Weekdays

9 a.m. - 12 p.m.

1 p.m. - 4 p.m.

Weekends

9 a.m. - 11.30 a.m.

(Only general household garbage on Sundays.)

Authorized collection and transportation company					
Ambi Environment Co., Ltd.	1000 Naka-mihara, Wada-cho, Minamiboso City	☎ 0470-47-5777	Shinwa Total	1414 Seto, Chikura-cho, Minamiboso City	☎ 0470-44-5533
Ikeda Co., Ltd.	1293-1 Kasana, Tateyama City	☎ 0470-22-6689	Service LLC		
Ito Shoten Co., Ltd.	2557 Shirahama, Shirahama-cho, Minamiboso City	☎ 0470-38-2051	Taiei Shoji LLC	392-2 Hirose, Tateyama City	☎ 0470-29-7753
Usui Suisan LLC	732 Hedate, Chikura-cho, Minamiboso City	☎ 0470-44-2120	TateyamaShoji Co., Ltd.	528 Masaki, Tateyama City	☎ 0470-27-5691
Okabe ConstructionCo., Ltd.	890-1 Kamegahara, Tateyama City	☎ 0470-36-2266	Chiba Biso Co., Ltd	1379-1 Arakawa,Minamiboso City	☎ 0470-58-0161
Kaneko ShotenCo., Ltd.	1218-56 Kaihotsu, Wada-cho, Minamiboso City	☎ 0470-47-2067	Tsumamoto Shoten LLC	430-1 Hamaogi, Kamogawa City	☎ 04 -7094-2610
Kanemoto Shoki	718-1 Hedate, Chikura-cho, Minamiboso City	☎ 0470-44-3620	Biotope LLC	114-1 Yamukai, Minamiboso City	☎ 0470-36-2273
Kansaku Kenji	198 Fukuzawa, Tomiura-cho, Minamiboso City	☎ 0470-20-4136	Biken LLC	598-2 Motoori, Minamiboso City	☎ 0470-36-3856
KIDO LLC	163 Nigaura, Wada-cho, Minamiboso City	☎ 0470-47-2111	Horii Shoten LLC	224-1 Ishidohara,Minamiboso City	☎ 0470-46-2905
Kimura SenkichiShoten Co., Ltd.	336-1 Nigaura, Wada-cho, Minamiboso City	☎ 0470-47-2157	Miyama Shoten Co., Ltd.	820 Yokosuka, Kamogawa City	☎ 04 -7092-0424

How to dispose of recyclable home appliances

Home appliances disposal voucher center, Home Appliance Association
<https://www.rkc.aeha.or.jp/>

Aircon

TV

Washing machine

Refrigerator Freezer

Clothes dryer

How to dispose

1 Arrange with the store where you are buying a replacement to take the unwanted item.

2 If you're not getting a replacement

Confirm information such as the name of the manufacturer, model number and size. Purchase a recycle voucher from the post office, and bring it in by yourself to a designated collection facility. If you are unable to bring it in by yourself, enquire with an approved collection and transportation company.

Estimated recycling fee (tax included)

* Fees may vary depend on the maker. Please confirm.

●Air conditioner	¥990	●Washing machine and clothes dryer	¥2,530
●Television (15" and below)	¥1,870	●Refrigerator and freezer	
(16" and above)	¥2,970	170ℓ and below	¥3,740
* CRT, LCD, plasma		171ℓ and above	¥4,730

Designated collection point

* You may not pay the recycling fee directly at the recycling center.

Boshu Butsuryu, Tateyama Office
912-1 Kokubu, Tateyama City TEL 0470-22-4102

Operating hours
9 a.m. - 12 a.m., 1 p.m. - 5 p.m.
Closed on Sundays and public holidays
* Call to check Saturday opening hours

How to dispose of a computer

PC3R Promotion Association
<http://www.pc3r.jp>

PC Recycle mark
PC
リサイクル (Recycle)

Applicable

(Items not collected at the cleaning center)

- Desktop PC
- Notebook PC
- CRT display
- LCD display
- CRT display all-in-one desktop PC
- LCD display all-in-one desktop PC

Not applicable

(Items collected at the cleaning center)

- Periphery devices (printers, etc.)
- CD-ROM
- Floppy disc
- Word processor
- Instruction manual

How to dispose

1 Call the manufacturer to arrange for the collection of an unwanted PC. If your PC does not have the recycle mark, follow the manufacturer's instructions to pay the recycling fee.

2 You will receive a "Eco Yu-Pack Label" from the manufacturer. Place the PC into a box, seal it, and affix the label on a prominent spot.

3 Bring it into your nearest post office (excluding basic post offices) or arrange for the post office indicated on the Eco Yu-Pack Label to collect it from your home.

Estimate of cost to collect resources (Includes tax)

* Cost may vary depend on the maker. Please confirm beforehand.

Desktop computer	CRT display one-in-all desktop
¥3,300	¥4,400
Notebook computer	LCD display
¥3,300	¥3,300
CRT display	LCD display one-in-all desktop
¥4,400	¥3,300

Not accepted

Tile
Gas tank
Oil
Debris
Poisonous & deleterious substance
Motorcycle
Tire
Battery
Fire extinguisher

The following items are not accepted for collection or bring-in. Contact the store you purchased it from or private disposal companies, etc. to arrange for disposal.

Industrial waste, construction waste, incineration ash, vinyl used for agriculture, PVC composite tiles, large agricultural equipment, tires, motor bicycles (not including 50cc and below), gas tanks, fire extinguisher, automobiles, automobile parts, batteries, oversized garbage from businesses, business equipment, vending machines, paint, thinner, tatami, **corrugated vinyl sheets**, waste oil, poisonous and deleterious substances (pesticide, etc.), concrete products, sand and soil, tiles, PVC vinyl products, reinforced plastic (FRP, etc.) products, **fertilizer bags, feed bags**, large amounts of Styrofoam, vinyl, plastic products, gun powder, fire-resistant safes, pianos (except for keyboard-type digital pianos), fishing nets, **surfboards, helmets**, other difficult to handle garbage

Disposing of Recyclable Resources

Empty Can
Rinse and crush.

Empty Glass Bottle
Remove the cap and rinse the bottle.

Batteries

Place in a transparent or translucent bag and put it out on the day for metals.

Lighter & spray cans

Use up the gas from the lighter or spray can before putting it out on the day for metals.

PET bottles

Remove labels and caps. Rinse and crush the bottle.

Drink cartons

Rinse and cut open.
After drying, stack them up and bundle up with string tied in a crisscross. (Within 40cm in height)

Old clothes & fabric

Stack and bundle up with string tied in a crisscross.
Do not let it get dirty or wet. (Within 40cm in height)

Newspaper, magazines & Cardboard boxes

Stack and tie with a string in a crisscross. (within 40cm tall)

Miscellaneous paper

Remove and dispose of the plastic film as plastic packaging
Miscellaneous paper are paper that do not fall into the newspaper, magazines, cardboard box, paper carton categories. Put them out on the paper & fabric collection day. *If you are still unsure, dispose as combustible garbage.

Request for collection

Enquiries: Environment Protection Division ☎0470-33-1053

PET bottle caps

The city is participating in the "PET bottle cap movement".
(Only PET bottle caps from non-alcoholic beverages are collected.)

How to dispose of bottle caps

① Remove sticker.



② Rinse and dry well.



③ Put them in the collection boxes in the city hall, Asai Administrative Center or the regional centers.



Designated garbage bag dealer



Designated garbage bags prices (tax included)

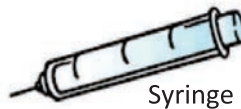
45ℓ (10 pieces)	¥530
30ℓ (10 pieces)	¥430
20ℓ (10 pieces)	¥320
10ℓ (10 pieces)	¥170



Designated garbage bags for Shirahama, Chikura, Maruyama, and Wada districts can be purchased from shops with the mark shown on the left. Please take note that the bags are yellow with red words.

How to dispose of medical devices

Unwanted packs and tubes from medical supplies should be disposed of as combustible garbage, not plastic.
Please contact the medical facility you frequent for the disposal of syringes, blood glucose testing equipment, etc.



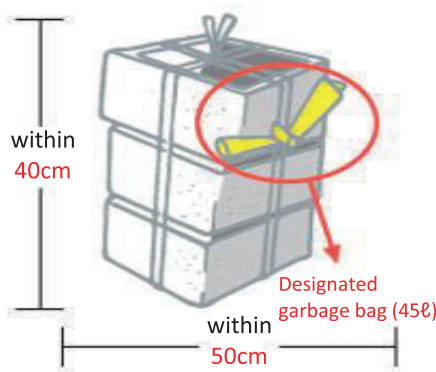
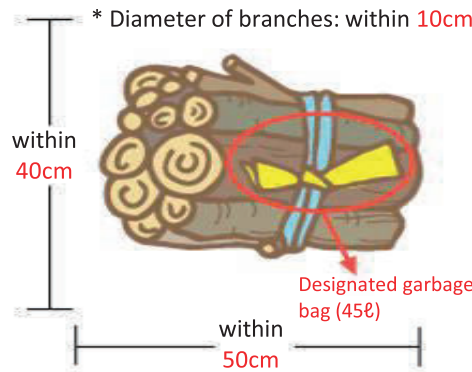
Syringe



IV drip

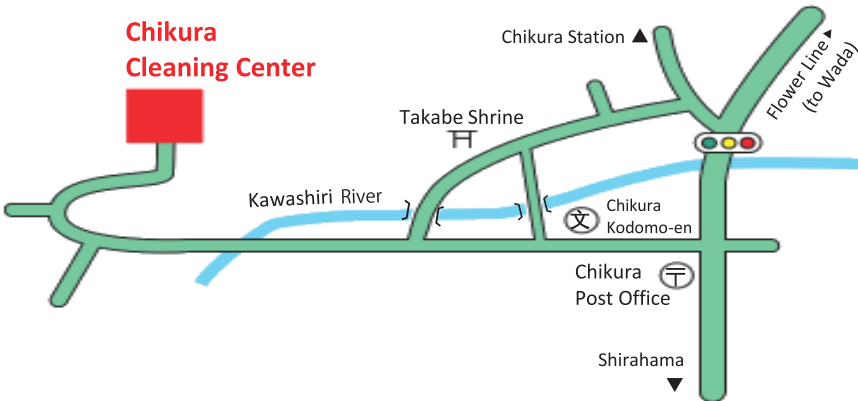
Put branches and styrofoam out like this

Tie a 45ℓ designated garbage bag like in the illustration.



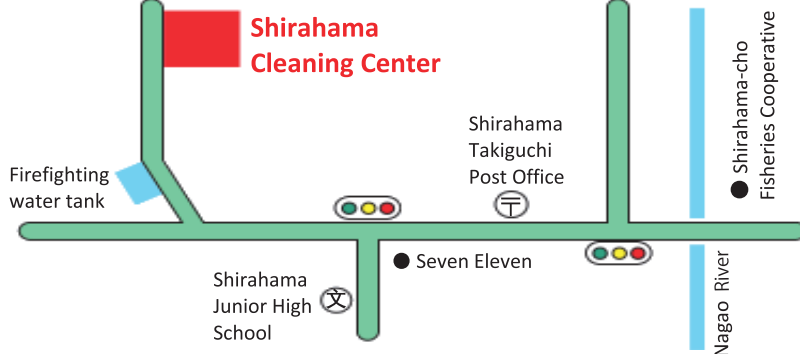
Chikura, Maruyama, and Wada districts

Chikura Cleaning Center ☎0470-44-1263
789, Minami Asai, Chikura-cho, Minamiboso City



Shirahama district

Shirahama Cleaning Center ☎0470-38-4560
3190, Takiguchi, Shirahama-cho, Minamiboso City



Map of facilities

Bring-in time

Weekdays

9 a.m. - 12 p.m., 1 p.m. - 4 p.m.

Saturday, Sunday

9 a.m. - 11.30 a.m. (Only general household garbage on Sundays.)